

# DEVELON

Mini Excavators

## DX19



Maximum power	13.3 hp
Operating weight	1,9 t
Max. bucket capacity	65 l



## LIFT MORE, LIFT HIGHER

The superior dumping height makes loading trucks easy, while the reach at ground level means you don't need to reposition as often when digging. With enhanced stability and lifting capacity, combined with best-in-class proportional auxiliary flow, the DX19 offers you the highest versatility in operating a wide range of attachments.



# ALL-ROUND VERSATILITY AND IMPROVED PERFORMANCE

## ADAPTABLE & SMOOTH

The DX19 open center hydraulic system with variable displacement pumps uses the engine's power more effectively, maximising pump output and offering more comfort, smoothness and accuracy.

- Fast cycle times, together with class-leading breakout forces, ensure maximum productivity
- Boom and arm cylinder cushioning increases overall smoothness
- Retractable undercarriage lets you enter buildings through the doors
- Variety of attachments provides maximum versatility



## RETRACTABLE UNDERCARRIAGE

The retractable undercarriage enables you to enter buildings through the doors. Side-shifted work group provides excellent working visibility. New easy-to-operate durable blade extensions. Left-hand side-mounted offset cylinder to minimise chance of damaging surrounding objects.



## TRANSPORTABILITY

The DX19 fits easily on a conventional trailer. Easier transportability with new integrated upper structure tie-down points.



## EXTENDABLE BLADE

Long blade for extra stability and easy dustpanability.

# MAXIMUM CONTROL IN EVERY SITUATION

## ERGONOMICS LOWER EFFORT AND RAISE EFFICIENCY

Proportional auxiliary flow means that the excavator's power is matched by smooth, confident manoeuvres.

Using sensitive joysticks and clear controls positioned for convenient access, you are able to work safely and confidently with minimum effort. Even the switches have been ergonomically placed and positioned according to the frequency with which they are used. The highest standards of efficiency are just a finger's reach away.

## RIGHT PANEL

- Dozer lever & fast speed switch
- Travel mode switch
- Proportional joystick
- New control panel

## LEFT PANEL

Proportional joystick (including horn button) and undercarriage expandable width switch.



## DISPLAY

All parameters checked in one view with new control panel (auto engine shutdown, auto cab lights switch-off, audible alarm in case of malfunction).

1. Engine hours, job hours, service codes, voltage, maintenance clock, countdown for glow plugs, RPM
2. General warning
3. Engine coolant temp
4. Two speeds
5. Engine warning
6. Lights
7. Fuel gauge and alarm
8. Seat belt
9. Hydraulic warning
10. Info button - Display menu

# THE IDEAL WORKSPACE – DESIGNED AROUND YOU

## OPERATING IN COMFORT

The sophisticated pressurised ISO-certified ROPS cab - together with excellent visibility and stability - provide optimal operator comfort and safety. Comfortably seated, you have easy access to several storage compartments and a clear all-round view of the worksite. Noise and vibration levels are minimised.

## ENHANCED ALL-ROUND VISIBILITY

The new cab design features large windows and narrow pillars to maximise all-around visibility. Easy to open gas spring-assisted light and rigid front window.



## CAB ACCESSIBILITY

The operator can enter & sit down with ease thanks to the wide door.



## ERGONOMIC OPERATOR ENVIRONMENT

Spacious cab with ample leg room, robust ergonomic pedals, large & flat floor, cup holder, storage box, etc.

## CAB FLOOR PANELS

Easy tool-free removable cab floor panels for convenient service.







## DEPENDABLE PERFORMANCE FOR LOW LIFETIME COST

The reinforced chassis provides strength, while the optimised boom shape ensures uniform load distribution for greater durability. Top quality materials, the most advanced computer-aided design, and endurance testing under the most demanding conditions ensure your excavator keeps on performing. The DX10Z is designed for low maintenance with longer intervals – resulting in more machine availability on-site. Meanwhile, skilled Develon-trained technicians are available to provide extra support when needed.

# MORE DURABILITY – LESS MAINTENANCE

## BOOM SWING

The swing bracket and the boom swing cylinder size ensure powerful and stable performance.

## BLADE WITH CYLINDER & HOSES

The blade is extendable to comply with the undercarriage width. The blade cylinder hoses are split near the cab to make their replacement easy.

## CYLINDERS & PROTECTED PIPES

The cylinder is mounted above the boom to ensure its protection. The pipes and hoses are well routed and protected inside the boom.

## CENTRALISED GREASING POINTS

To make maintenance easier, the greasing points have been centralised.

## SERVICE TOOL CONNECTOR

Enables you to have direct access to all maintenance data for easier service & troubleshooting.

## BATTERY CUT-OFF SWITCH

For more safety and to maintain battery capacity.

## UNDERCARRIAGE

Reinforced and expandable undercarriage from 980 mm to 1360 mm.





# TECHNICAL SPECIFICATIONS

## ENGINE

### Model

Yanmar / 3TNV74F-SPBC (EU Stage V)

### No. of cylinders

3

### Piston displacement

0.993 l

### Max. net power at 2400 rpm

ISO 14396 11.0 kW (14.7 hp)

### Max. net torque at 1800 rpm

SAE J1995 5.11 kgf/m (50.2 Nm)

### Bore × stroke

74 mm × 77 mm

### Starter

12 V / 1.4 kW

### Batteries - Alternator

12 V / 500 A – 12 V / 40 A

### Air filter

Dual dry replaceable paper cartridge

## HYDRAULIC SYSTEM

### Pump type

Dual piston pump with gear pump

### Pump capacity

41.3 l/min

### Pump 1 capacity at 2500 rpm

11.3 l/min

### Pump 2 capacity at 2500 rpm

15 l/min

### Pump 3 capacity at 2500 rpm

15 l/min

### Auxiliary flow

30 l/min

### Auxiliary relief

180 bar

## WEIGHTS

### Operating weight with cab

1877 kg

### Operating weight with canopy

1781 kg

### Ground pressure

32.4 kPa

## PERFORMANCE

### Bucket digging force (ISO 6015)

20835 N

### Arm digging force (ISO 6015)

10371 N

### Drawbar pull

19380 N

### Travel speed fast / slow

4.0 / 2.5 km/h

### Gradeability

30°

## SWING MECHANISM

### Swing speed

8.4 rpm

### Boom swing angle L/R

80° / 60°

### Swing drive

Orbit motor

## ENVIRONMENTAL

### Noise level LpA (EU Directive 2006/42/EC)

79 dB(A)

### Noise level LWA (EU Directive 2000/14/EC)

93 dB(A)

### Whole body vibration (ISO 2631-1)

0.74 ms<sup>-2</sup>

### Hand-arm vibration (ISO 5349-1)

1.42 ms<sup>-2</sup>

### Hand-arm vibration (ISO 5349-1) Uncertainty

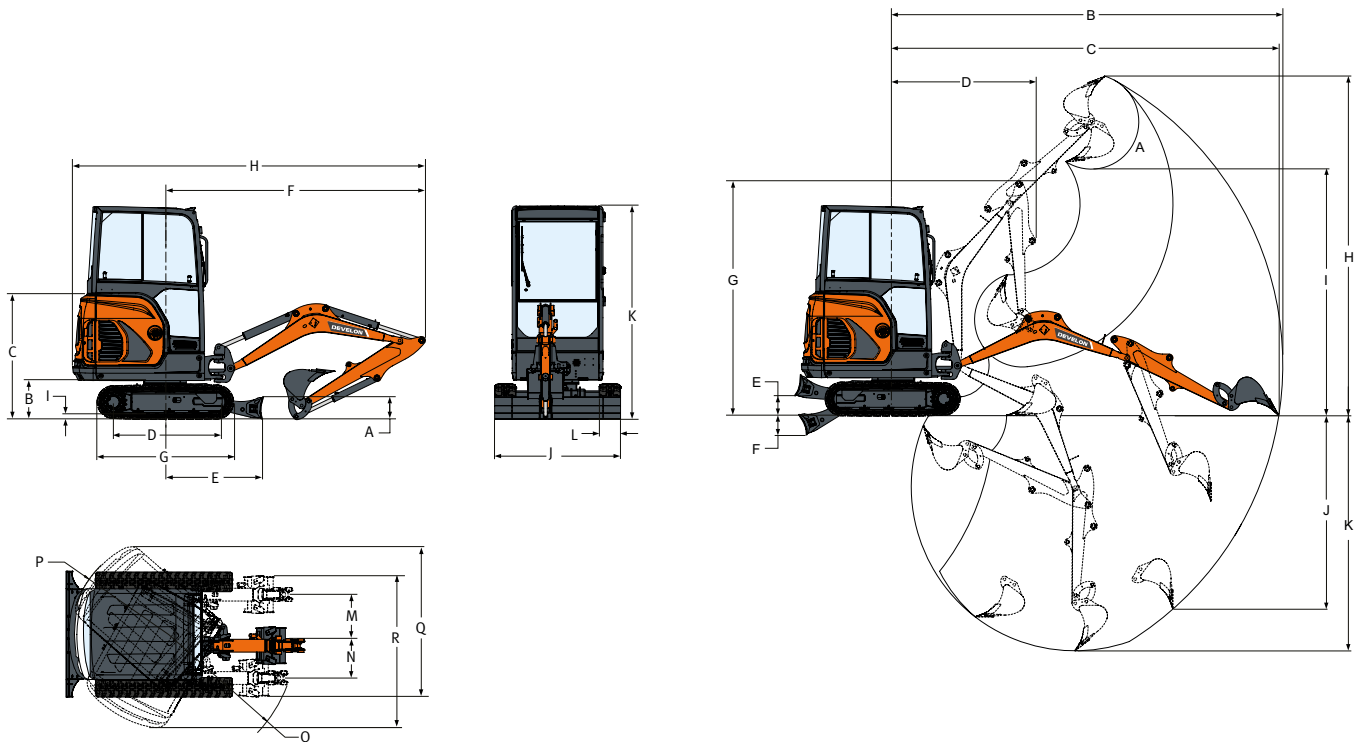
0.37 ms<sup>-2</sup>

## FLUID CAPACITIES

Fuel tank	19 l
Hydraulic system	19 l
Cooling system	3.3 l
Engine oil plus oil filter	3.3 l
Final drive (each)	0.4 l



# DIMENSIONS AND WORKING RANGE



## DIMENSIONS

A	Blade height	235 mm
B	Ground clearance	419 mm
C	Engine cover height	1340 mm
D	Length of track on ground	1114 mm
E	Machine centre line to blade	1252 mm
F	Min. radius in travel position	2812 mm
G	Overall track length	1476 mm
H	Shipping length - std arm	3812 mm
H	Shipping length - long arm	3831 mm
I	Track lug height	25 mm
J	Blade width (retracted)	1360 (980) mm
K	Overall height	2299 mm
L	Track width	230 mm
M	LH boom offset	433 mm
N	RH boom offset	589 mm
O	Min. turning radius	1154 mm
P	Swing clearance, rear	1009 mm
Q	Working width at max. RH rotation	1801 mm
R	Working width at max. LH rotation	1645 mm

## WORKING RANGE

A	Bucket pivot angle	196°
B	Max. reach - std arm	4084 mm
B	Max. reach - long arm	4257 mm
C	Max. reach at ground level - std arm	4039 mm
C	Max. reach at ground level - long arm	4214 mm
D	Min. swing radius - std arm	1542 mm
D	Min. swing radius - long arm	1561 mm
E	Max. blade height	220 mm
F	Max. blade depth	204 mm
G	Max. height at min. swing radius	2564 mm
H	Max. digging height - std arm	3573 mm
H	Max. digging height - long arm	3701 mm
I	Max. dump height - std arm	2566 mm
I	Max. dump height - long arm	2693 mm
J	Max. vertical wall depth - std arm	1948 mm
J	Max. vertical wall depth - long arm	2115 mm
K	Max. digging depth - std arm	2385 mm
K	Max. digging depth - long arm	2565 mm

# LIFTING CAPACITIES

## LIFT CAPACITIES • WITH CANOPY • LONG ARM • ADDITIONAL COUNTERWEIGHT • WITHOUT BUCKET

### OVER BLADE, BLADE DOWN

Lift Point Height [H]	Lift at max. radius (kg)	Lift radius [R] (kg) 2.0 m	Lift radius [R] (kg) 3.0 m	Max. radius [R] (mm)
2.0 m	380 *	-	341 *	3372
1.0 m	372 *	496 *	412 *	3708
0.0 m	364 *	855 *	466 *	3691
-1.0 m	351 *	735 *	406 *	3315

### OVER BLADE, BLADE UP

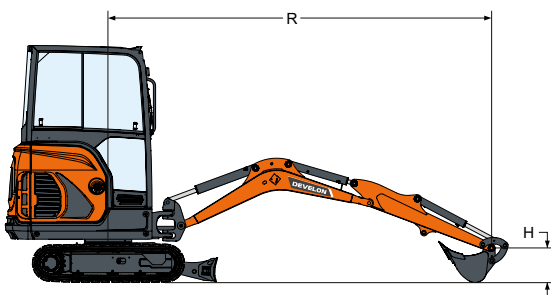
Lift Point Height [H]	Lift at max. radius (kg)	Lift radius [R] (kg) 2.0 m	Lift radius [R] (kg) 3.0 m	Max. radius [R] (mm)
2.0 m	249	-	341 *	3372
1.0 m	208	496 *	282	3708
0.0 m	203	475	267	3691
-1.0 m	230	444	261	3315

### OVER SIDE, BLADE UP

Lift Point Height [H]	Lift at max. radius (kg)	Lift radius [R] (kg) 2.0 m	Lift radius [R] (kg) 3.0 m	Max. radius [R] (mm)
2.0 m	295	-	341 *	3372
1.0 m	244	496 *	334	3708
0.0 m	240	540	317	3691
-1.0 m	275	521	298	3315

### OVER SIDE, BLADE UP, RETRACTED

Lift Point Height [H]	Lift at max. radius (kg)	Lift radius [R] (kg) 2.0 m	Lift radius [R] (kg) 3.0 m	Max. radius [R] (mm)
2.0 m	178	-	217	3372
1.0 m	147	373	208	3708
0.0 m	146	323	193	3691
-1.0 m	166	324	186	3315



1. Lifting capacities are in compliance with ISO 10567:2007(E).
2. The load point is at the end of the arm.
3. \* = The nominal loads are based on hydraulic capacity.
4. The nominal loads shown do not exceed 75% of tipping loads or 87% of hydraulic lifting capacity.
5. For lifting capacity with bucket, simply subtract the actual weight of the bucket from the values.
6. The configurations indicated do not necessarily reflect the standard equipment of the machine.



# STANDARD AND OPTIONAL EQUIPMENT

● Standard ○ Optional

- Canopy
- Extendable undercarriage
- Track expansion switch
- 2nd travel speed
- Dozer blade with two blade extensions
- 1st auxiliary line (double acting) on arm
- Stationary seat
- Control console locks
- Foldable & ergonomic pedals
- Engine speed control lever
- Retractable seat belt
- Upper-structure four-point tie down
- Advanced service diagnostics
- Engine with overheat automatic shutdown

- Full fuel warning alarm
- Hydraulic and travel control lockouts
- Battery switch off
- Spark arrester muffler
- Boom light metal protection
- Storage compartment
- Cup holders
- Long blade
- 1090 mm arm
- Cab ROPS TOPS
- Hydraulic joystick control
- 1270 mm arm


Some of these options may be standard in some markets. Some of these options may not be available for certain markets. Please check with your local DEVELON dealer for more information about availability or to adapt your machine to your application needs.





# Powered by Innovation

DISCOVER MORE:  
DX19



# DEVELON

DOOSAN Infracore Europe s.r.o.  
IBC - Pobřežní 620/3, 186 00 Praha 8-Karlín  
Czech Republic

©2023 DEVELON D4405513-EN (05-23)

Certain specification(s) are based on engineering calculations and are not actual measurements. Specification(s) are provided for comparison purposes only and are subject to change without notice. Specification(s) for your individual Develon equipment will vary based on normal variations in design, manufacturing, operating conditions, and other factors. Pictures of Develon units may show other than standard equipment.